



K.C. INTERNATIONAL SCHOOL

JALPURA, SECTOR-01, GREATER NOIDA WEST, G.B. NAGAR, 201306

SUMMER HOLIDAY ASSIGNMENT

CLASS: - UKG

Dear parents,

We wish you and your child a very happy summer holiday. It's time to create a bond with family, friends and relatives.

To utilize this time in the most constructive way we have prepared Holiday Homework for the students on the

principle of "learning by doing" for his/her holistic development.

Kindly ensure that the Holiday Homework is completed by the students under the guidance of parents.

Physical Development

- Take your child with you for morning / evening walk.
- Play different games like hide and seek, football, ludo, chess etc. with your child. This will encourage them to express freely and will. Make them more responsible.

Date	Time	Game with whom did you play

Language Development

1. Good Morning.
2. Mumma Give me my breakfast.
3. Mumma I have finished my lunch/breakfast/dinner.
4. Mumma please listen to me.
5. I want to go out and play.
6. I am thirsty.
7. Let's play the game.
8. I am hungry.
9. Please hold my hand
10. Good evening & Good night.

We are positive that the combined endeavour shall bring about the desired all-around development of the child.

ACTIVITY- PROJECT WORK

Name: _____

Activity- Paper Fruits

Please follow the below link and help your ward to make Paper Fruits with the help of Colourful Sheet.



https://youtu.be/oqviibHD-xc?si=4xg7pF-v_fetJmiG

Date: _____

Teacher Sign _____

Mathematical Development

Name: _____

1	11	21	31	41
3	13	23	33	43
5	15	25	35	45
7	17	27	37	47
9		29		49
10	20	30	40	50

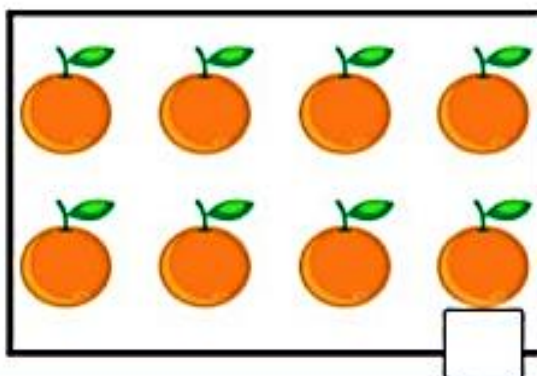




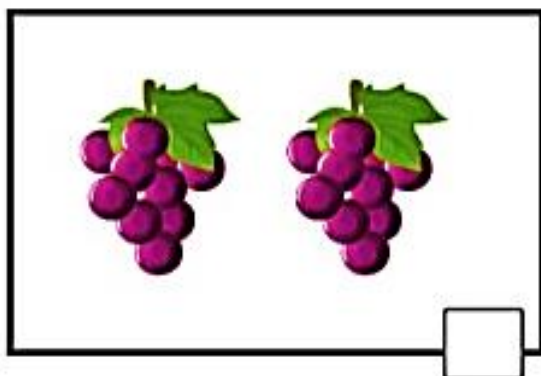
Date: _____

Teacher Sign _____

Mathematical Development

Name: _____

Count and Write



Date: _____










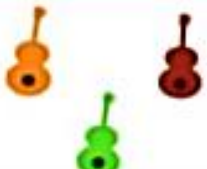
Teacher Sign _____

Mathematical Development

Name: _____

Patterns with Colors

Circle the color based on the pattern.

Date: _____

Teacher Sign _____

Mathematical Development

Name: _____

Match Name with Shape

Star



Triangle



Oval



Square



Rectangle



Date: _____

Teacher Sign _____

Hindi

Name: _____



Handwriting practice lines for Hindi Vowels (स्वर). Each row contains a vowel character on a set of four horizontal lines (top blue, middle yellow, bottom blue, and bottom red). The vowels shown are:

- Row 1: अ (a), आ (ā), ए (ē)
- Row 2: इ (ī), उ (ū), ऋ (ṛ)
- Row 3: ऐ (ai), औ (au), ए (ē)
- Row 4: ओ (ō), औ (au)
- Row 5: ए (ē)

Date: _____

Teacher Sign _____

Hindi

Name: _____

अ	अ	अ	अ	अ	अ	अ
आ	आ	आ	आ	आ	आ	आ
इ	इ	इ	इ	इ	इ	इ
ई	ई	ई	ई	ई	ई	ई
उ	उ	उ	उ	उ	उ	उ
ऊ	ऊ	ऊ	ऊ	ऊ	ऊ	ऊ
ऋ	ऋ	ऋ	ऋ	ऋ	ऋ	ऋ
ए	ए	ए	ए	ए	ए	ए
ऐ	ऐ	ऐ	ऐ	ऐ	ऐ	ऐ
ओ	ओ	ओ	ओ	ओ	ओ	ओ
औ	औ	औ	औ	औ	औ	औ
अं	अं	अं	अं	अं	अं	अं
अः	अः	अः	अः	अः	अः	अः

Date: _____

Teacher Sign _____

Hindi

Name: _____



ख

क

ख

क

ख

क

Date: _____

Teacher Sign _____

Hindi

Name: _____

चित्र पहचानें और स्वर से मिलायें ।



आ

ओ

ऐ

अं

उ

ऊ

ऋ

अ

ई

औ

इ

ए



1



Date: _____

Teacher Sign _____

Language Development

Name: _____



Trace the Letters

Name

Aa Bb Cc Dd Ee

Ff Gg Hh Ii Jj

Kk Ll Mm Nn

Oo Pp Qq Rr Ss

Tt Uu Vv Ww

Xx Yy Zz


Date: _____

Teacher Sign _____

Language Development

Name: _____

Trace letters Aa - Zz



Date: _____

Teacher Sign _____

Language Development

Name: _____

Missing Letter



Date: _____

Teacher Sign _____

Language Development

Name: _____

COLOR THE VOWELS

Find and color the vowels.



a

e

i

o

u



Date: _____

Teacher Sign _____

Language Development

Name: _____

Two Letter Words Tracing Sheet

Objective: Trace uppercase and lowercase two letter words.

We We we we we

He He he he he

So So so so so

Go Go go go go

In In in in in

Is Is is is is

My My my my my

Date: _____

Teacher Sign _____

Language Development

Name: _____

Two Letter Words

Write the two letter words with me.

am		
an		
as		
at		
be		
by		
do		
go		
he		
if		

is		
in		
it		
me		
no		
of		
ox		
so		
up		
we		

Date: _____

Teacher Sign _____

Language Development

Name: _____

Circle the beginning sound for each picture :

			
S N	C O	U A	R B
			
F Z	A T	P J	T B
			
E H	I L	G D	O C
			
S C	A E	N U	V W

Date: _____

Teacher Sign _____

Language Development

Name: _____

VEGETABLES

Find and circle the words listed below.

F	G	E	U	V	U	C	O	S	D
U	B	R	O	C	C	O	L	I	F
E	Q	E	L	P	M	R	D	F	Z
H	F	C	H	U	B	N	L	C	U
E	M	A	F	M	R	D	U	H	S
U	D	B	K	P	B	F	W	S	N
V	T	B	V	K	Q	J	D	I	Y
S	P	A	N	I	S	H	K	D	I
D	Z	G	O	N	R	I	Y	A	S
U	M	E	Z	A	T	O	A	R	H

Radish

Corn

Pumpkin

Cabbage

Broccoli

Date: _____

Teacher Sign _____

ACTIVITY-PROJECT WORK

Name: _____

Activity : Make a Doll with the help of Shuttlecock.

Note :- Please follow the below link and help your ward to make doll with shuttlecock.

YouTube link:

<https://youtube.com/shorts/ILcvz4Ti79s?si=dUme8M9ReRTE9YmL>

Written Work:-Write one-page hindi (Swar),

English(a to z) and maths (1-50) on daily basis 3 in 1 notebook



NOTE: - School will re-open on 1st - July- 2024