



K.C. INTERNATIONAL SCHOOL

JALPURA, SECTOR-01, GREATER NOIDA WEST, G.B. NAGAR, 201306

SUMMER HOLIDAY ASSIGNMENT

CLASS: - LKG

Dear Parent,

Children naturally possess curiosity and an eagerness to explore the world. It's crucial for us to nurture this innate spark and ensure that learning remains enjoyable.

As summer vacation approaches, let's make every moment an opportunity to bond, connect, and savor beautiful experiences with your child.

Here are some activities given to help your child become independent and Confident.

1. Independent Me:

- Buttoning and Unbuttoning.
- Hanging school bags.
- Keeping belongings back in their place.
- Filling the water bottles.
- Keeping room clean and well-organized.
- Opening and closing tiffin box.

2. Make your child learn self-introduction:

- My name is_____.
- I am__years old.
- I am in class LKG.
- I study in K.C International School.

3. Revise English Letters and Math's Numbers.

4. Teach your child to use the four magical words

Excuse me, Sorry, Thank you, please.

5. Develop sharing and caring habit in your child.

6. Take your child for nature walk and explore different leaves, insects, pebbles, trees while walk.

Activity 1 – “Sweet Corn Salad”



Sweet corn is used in the preparation of a variety of soups and salads. There is no-fire delicious corn salad recipe that your child can prepare quickly.

You will need: -

- 1 cup sweet corn (boiled)
- ½ cup spring onions (chopped)
- ½ cup nuts (cashews almonds) (chopped finely)
- 1 chopped Green chilli
- ¼ cilantro (chopped)
- Salt, to taste

How to: -

1. Take a mixing bowl and put all the ingredients into it, except cilantro.
2. Mix well and transfer to a serving plate.

PARENTS ARE REQUESTED TO CLICK THE PICTURES OF YOUR CHILD WHILE DOING THE ACTIVITY AND MAKE A NICE SCRAP BOOK WHICH YOU HAVE TO SEND IT TO SCHOOL AFTER HOLIDAYS.

CRAFT WORK

Dear Parents please help your ward to complete any two activities mentioned below

Activity 1 - "Award Ribbon for Dad "

Please follow the link below to help your ward make an Award Ribbon for Dad.

<https://www.youtube.com/watch?v=LtqXq-nxTNk>



Activity 2 - "Cutouts of vegetables"

Please follow the below link and help your ward to make cutouts of vegetables.

<https://www.youtube.com/watch?v=dZoAn-fQobE>

Activity 3 - "Peacock with Spoon"

Please follow the below link and help your ward to make peacock with spoon.


<https://youtu.be/MbIS1RW6Ou8?si=1VnROODiLvRLwj41>





Name: - _____

Trace the Standing Line



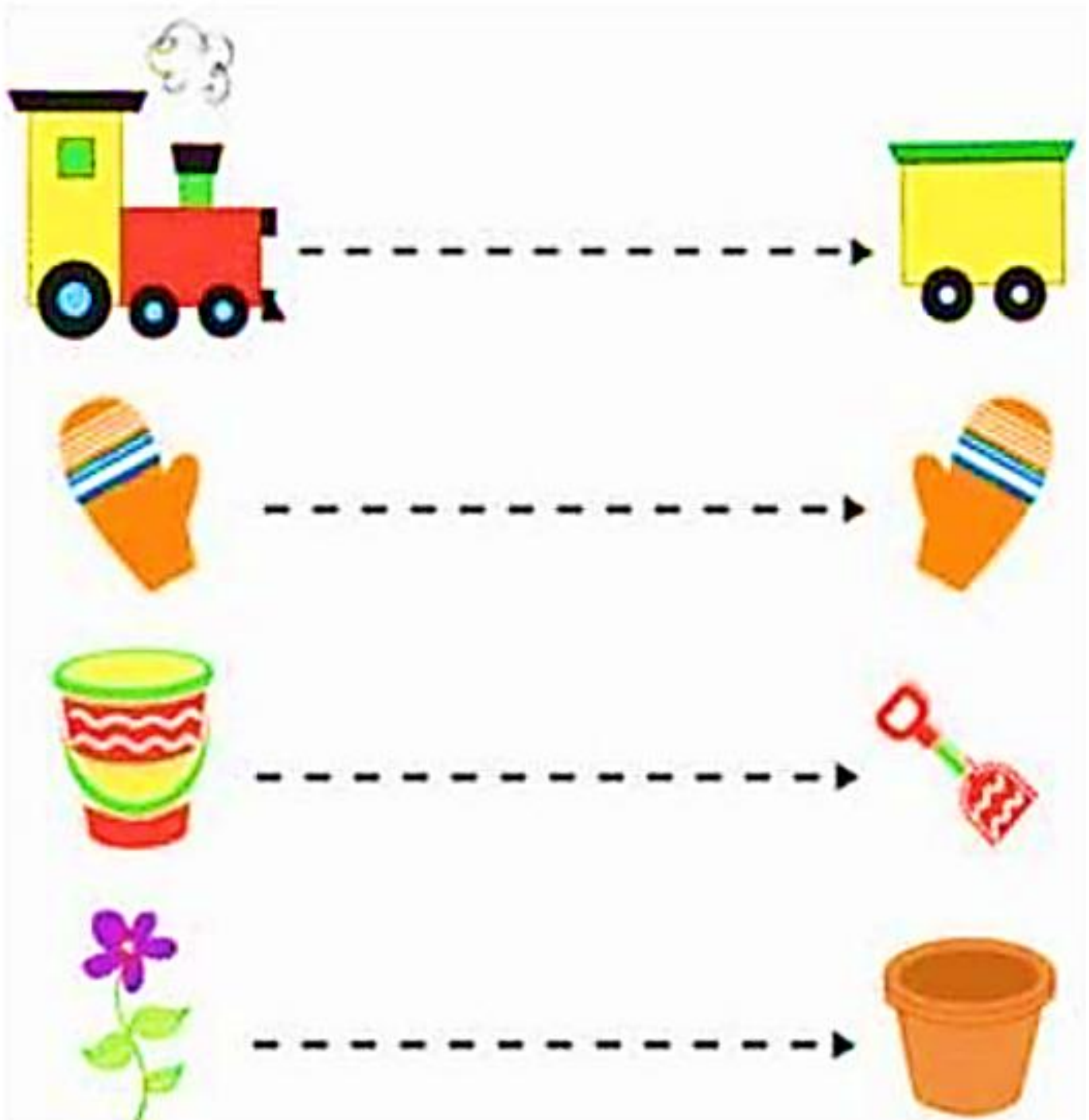
Date:- _____

Teacher's Sign:- _____



Name: - _____

Trace the Sleeping Line




Date:- _____

Teacher's Sign:- _____



Name: - _____

Trace the Slanting Line




Date:- _____

Teacher's Sign:- _____



Name: - _____

Trace the Slanting Line



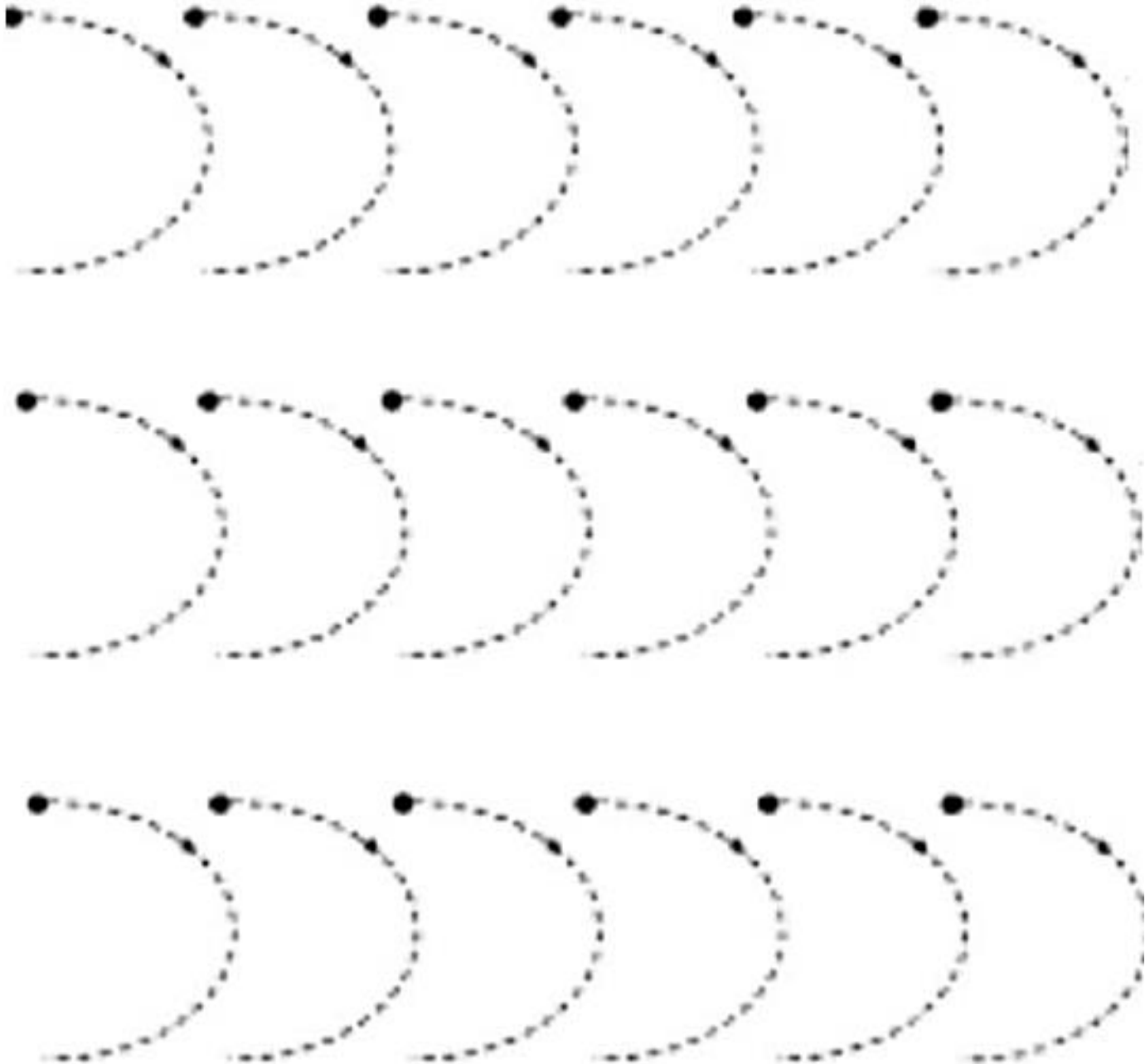
Date:- _____

Teacher's Sign:- _____



Name: - _____

Trace the Left Curve



Date:- _____

Teacher's Sign:- _____



Name: - _____

Trace the Up & Down Curve






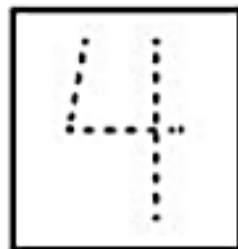
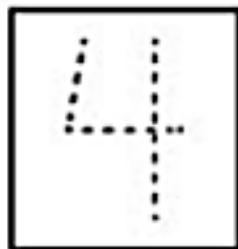
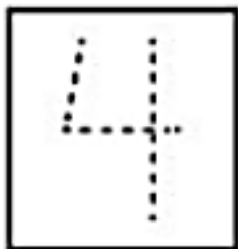



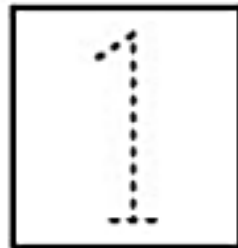
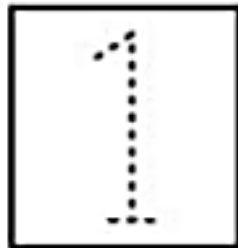
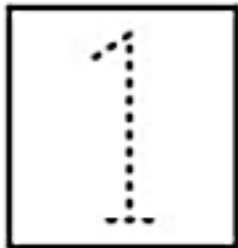
Date: - _____

Teacher's Sign: - _____



Name: - _____

Trace the Numbers








Date: - _____

Teacher's Sign: - _____



Name: - _____

Count the objects & Colour the correct no



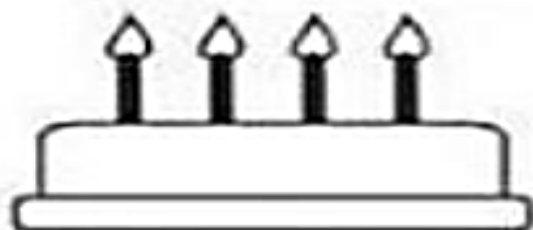
Date: - _____

Teacher's Sign: - _____

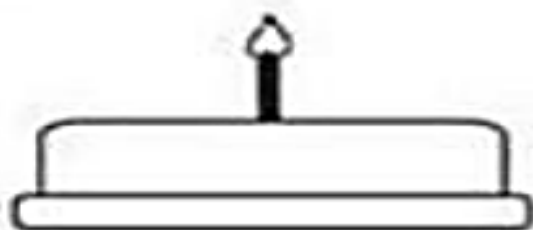


Name: - _____


Count the Candles and match with Numbers



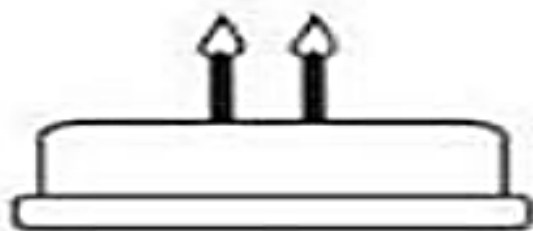
2



4



5



1



3


Date:- _____

Teacher's Sign:- _____



Name: - _____

Circle The given number 5



Date:- _____

Teacher's Sign:- _____



Name: - _____

Match the shapes




Date:- _____

Teacher's Sign:- _____



Name: - _____

Circle the Letter T



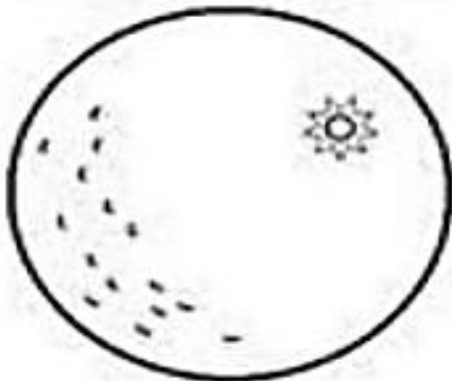
Date:- _____

Teacher's Sign:- _____

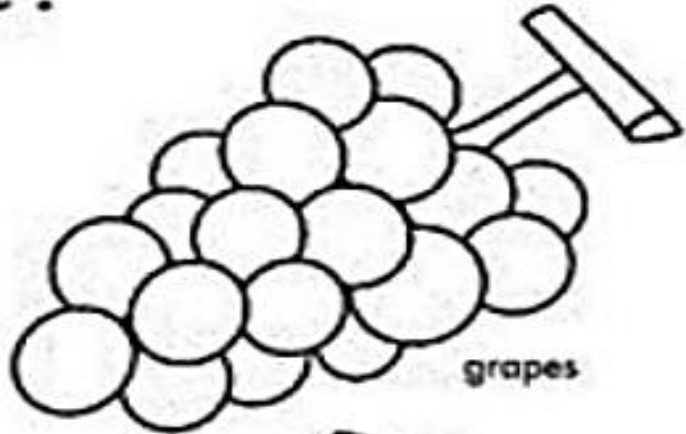


Name: - _____

Color The Fruit !



orange




grapes



strawberry



peach



banana



apple


Date:- _____

Teacher's Sign:- _____



Name: - _____

Join the dashes to shape the vegetables and colour them.




Tomato



Bottle Gourd



Brinjal



Pumpkin

Date:- _____

Teacher's Sign:- _____



Name: - _____

Draw a line to match the word to correct picture

 lock

 log

 lion

 ladybug

 leaf



Date:- _____

Teacher's Sign:- _____



KC INTERNATIONAL SCHOOL
JALPURA SECTOR -1 GREATER NOKDA
CLASS - LKG

Name: - _____

Circle the good habits from the following pictures



Date:- _____

Teacher's Sign:- _____

Do one page writing of English (A to Z) Math's (1 to 10) on daily basis.



NOTE: - School will re-open on 1st - July- 2024